



INTERACT  
FOR HEALTH



OHIP • 2014  
Ohio Health Issues Poll

January 2015

# How Ohio adults rate the support in their communities

How people feel about their communities has an effect on mental and physical health. It can improve survival rates and is associated with good health.<sup>1</sup> People who feel more positively about their community are also more likely to adopt healthy behaviors.<sup>2</sup>

The Ohio Health Issues Poll (OHIP) asks Ohio adults if they agree or disagree with three statements about their communities:

- People can depend on each other in my community.
- Living in my community gives me a secure feeling.
- People in my community know they can get help from the community if they are in trouble.

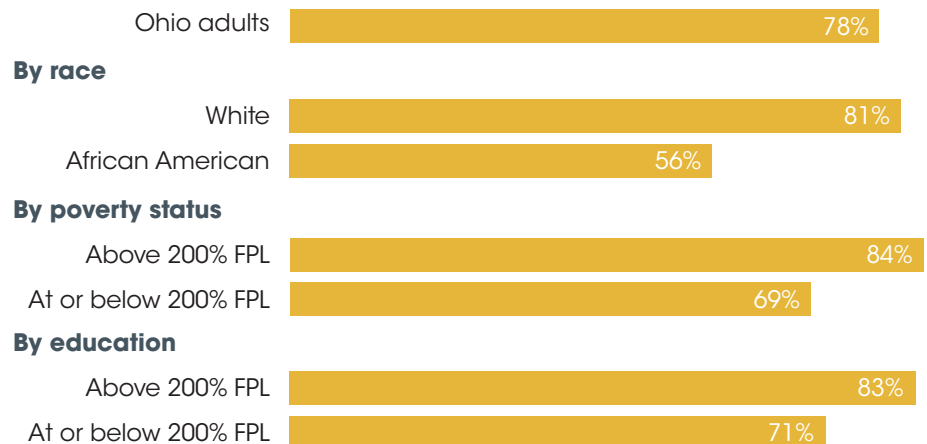
In general, large majorities of Ohio adults feel positively about their communities.

**Continued on back**

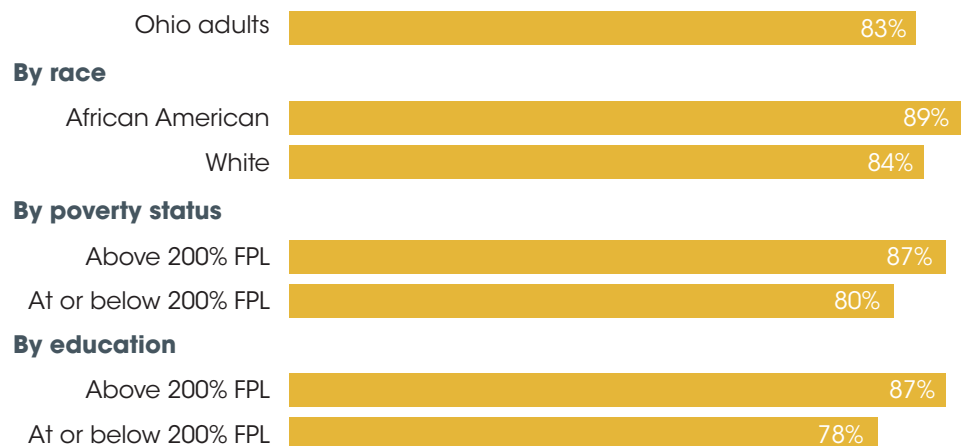
<sup>1</sup> Ruiz, John, Prather, Courtney C. & Kauffman, Erin E. (2013) "Social Support." In *Encyclopedia of Behavioral Medicine*. (pp. 1844-1845). New York, NY: Springer New York.

<sup>2</sup> August, Kristin J. & Rook, Karen S. (2013). "Social Relationships." In *Encyclopedia of Behavioral Medicine*. (pp. 1839-1840). New York, NY: Springer New York.

**Percentage of Ohio adults who agree that people can depend on each other in my community** (Graph presents the total of adults who said they agreed strongly, agreed somewhat or leaned toward agreeing.)



**Percentage of Ohio adults who agree that living in my community gives me a secure feeling** (Graph presents the total of adults who said they agreed strongly, agreed somewhat or leaned toward agreeing.)



These findings unless otherwise noted are from Interact for Health's Ohio Health Issues Poll (OHIP) conducted May 7-20, 2014, by the Institute for Policy Research at the University of Cincinnati. A random sample of 820 adults throughout Ohio was interviewed by telephone. This included 489 landline telephone interviews and 331 cell phone interviews. In 95 of 100 cases, statewide estimates will be accurate to  $\pm 3.4\%$ . There are other sources of variation inherent in public opinion studies, such as non-response, question wording, or context effects that can introduce error or bias. For more information about OHIP, please visit [www.interactforhealth.org/ohio-health-issues-poll](http://www.interactforhealth.org/ohio-health-issues-poll). If you have questions about the data in this document, please contact Jennifer Chubinski, Director of Community Research, at 513-458-6608 or [jchubinski@interactforhealth.org](mailto:jchubinski@interactforhealth.org).

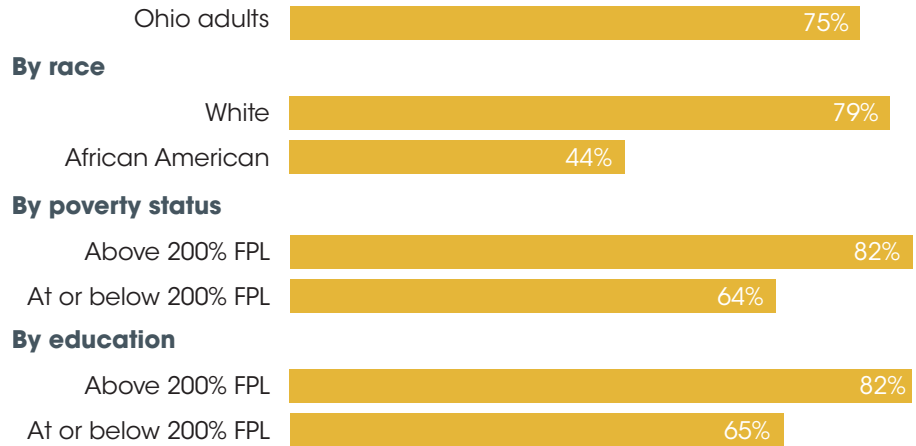
## Community ratings vary by group

While most Ohioans feel positively about their communities, these ratings vary by income, education and race:

- **Poverty status:** Adults living above 200% of the Federal Poverty Level (FPL)<sup>3</sup> feel more positive about their communities than adults living between 138% and 200% FPL or adults living at or below 138% FPL.
- **Education:** Adults with some college or a college degree feel more positively about their communities than those with less education.
- **Race:** Whites rate people in their community as more dependable and are more likely to report being able to get help from their community than African Americans. However, African Americans and Whites feel equally secure in their communities.

## Percentage of Ohio adults who agree that people in my community know they can get help from the community if they are in trouble

*(Graph presents the total of adults who said they agreed strongly, agreed somewhat or leaned toward agreeing.)*



<sup>3</sup> In 2013, 138% FPL was \$32,500 for a family of four; 200% FPL was \$47,100.