

Ownership and storage of firearms among adults in Kentucky

In 2015, 694 Kentuckians died due to injury by firearms. Kentucky was 13th in the nation with 15.2 firearm deaths per 100,000 people. This is higher than the national rate of 11.1 deaths per 100,000.¹ Firearms that are not properly handled or stored can pose a significant threat to the health of adults and children.

Interact for Health and the Foundation for a Healthy Kentucky asked about the presence and storage of firearms in the home on the latest **Kentucky Health Issues Poll (KHIP)**.

More than half of adults report firearm in home


KHIP asked, "Are any firearms kept in or around your home?"² More than half of Kentucky adults (55%) said they had a firearm in or around their home. The last time KHIP asked

¹ Centers for Disease Control and Prevention, National Center for Health Statistics. (2016). *Firearm mortality by state: 2015* [Data File]. Retrieved from <http://bit.ly/2nk0J2z>.

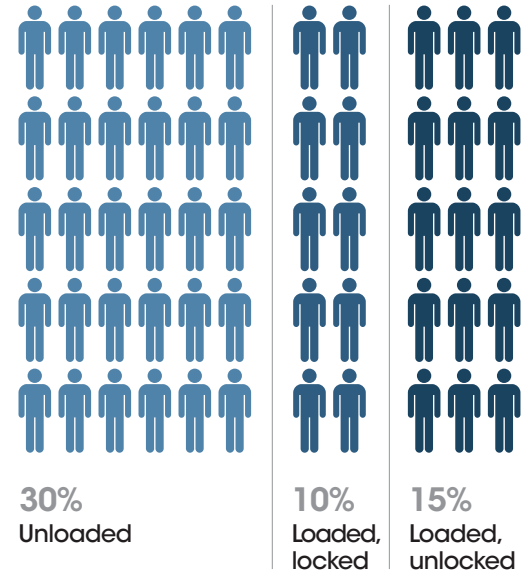
² KHIP said, "In your answers, please include weapons such as pistols, shotguns and rifles; but not BB guns, starter pistols or guns that cannot fire. Include those kept in a garage, outdoor storage area or motor vehicle."

Kentucky adults with ...

No firearm in home **45%**



A firearm in the home **55%**



this question in 2011, 45% of Kentucky adults said yes.

KHIP asked adults who said they had a firearm around their home, "Are any of these firearms now loaded?" One in 4 Kentucky adults (25%) said they had a loaded firearm around their home. KHIP also asked, "Are any of these loaded firearms also unlocked?" Fifteen percent of all adults in Kentucky had a loaded, unlocked firearm in or around their home.

6 in 10 Kentucky households with children have firearms

The American Academy of Pediatrics (AAP) has taken the position that it is best not to have a firearm at all in a home with a child. If there is a firearm in the home, AAP recommends the firearm be unloaded and securely locked in storage away from the

Continued on next page

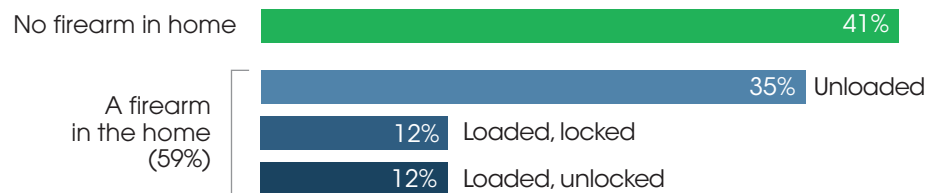
ammunition.³ In 2015, nearly 1,500 children nationwide died due to injury from a firearm.⁴

Among Kentucky adults who live in a home with a child, 6 in 10 (59%) reported having a firearm in or around the home. This is higher than in 2011 when 4 in 10 adults in homes with children (44%) had a firearm. One in 4 of these homes with children (24%) report having a loaded firearm in the home. More than 1 in 10 adults in homes with children (12%) report having a firearm in the home that is both loaded and unlocked.

³ Dowd, M.D. & Sege, R.D. (2012). Firearm-related injuries affecting the pediatric population. *Pediatrics*, 130 (5). Retrieved from <http://bit.ly/1gQYMTQ>.

⁴ Centers for Disease Control and Prevention, National Center for Injury Prevention and Control. (2016). *Fatal Injury Reports 1999-2015, National or Regional*. Retrieved from <http://bit.ly/2mq0Mut>.

Kentucky adults with a child in the home who have ...



Men, higher-income and non-urban adults more likely to report firearm around home

Men (62%) were more likely than women (48%) to report having a firearm around their home. Responses also varied by household income. About 6 in 10 Kentucky adults earning more than 200% of the Federal Poverty Guidelines (FPG)⁵ (62%) and between 138% and 200% FPG (60%) reported a firearm around

their home. This compares with fewer than 5 in 10 adults (47%) in households earning less than 138% FPG.

Fewer than 4 in 10 Kentucky adults in urban counties (37%) reported having a firearm in or around their home. This compares with more than 6 in 10 adults in suburban (63%) and rural (62%) counties.

⁵ In 2015, 138% of Federal Poverty Guidelines was \$33,465 for a family of four, and 200% FPG was \$48,500 for a family of four.