



INTERACT
FOR HEALTH

COMMUNITY HEALTH STATUS SURVEY

JULY 2017



Percentage of adults going without care declines steeply

Timely, appropriate healthcare can have a positive impact on health outcomes. If not treated early, a minor health issue can turn into a serious, chronic and costly health condition. Unfortunately, sometimes people are forced to choose between healthcare and other essential items. Such decisions may have long-term effects on health.

The 2017 **Community Health Status Survey (CHSS)** found that fewer than 1 in 10 adults in the region (8%) reported that they or someone in their household had gone without a doctor's care in the past 12 months because the household needed the money to buy food, clothing or to pay for housing. This percentage declined by almost half since 2013 (15%).

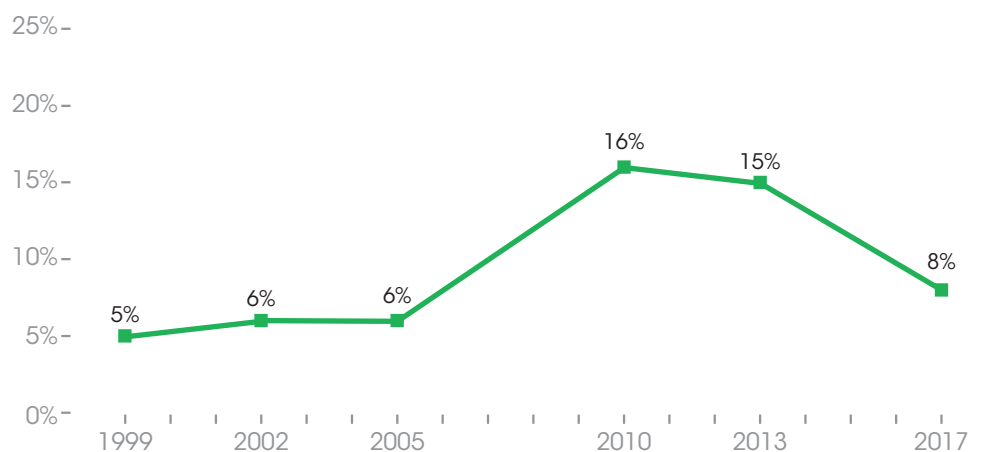
LOWER-INCOME ADULTS MORE LIKELY TO FORGO CARE; IMPROVED SINCE 2013

The percentage of adults going without care because of cost varied by income. Two in 10 adults earning less than 100% of the Federal Poverty Guidelines (FPG)¹

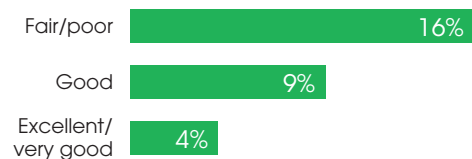
¹ In 2015, 100% of the Federal Poverty Guidelines was \$24,250 for a family of four; 200% FPG was \$48,500.

Greater Cincinnati and Northern Kentucky adults who reported that someone in their household went without a doctor's care during the last year because the household needed the money to buy food, clothing or to pay for housing ...

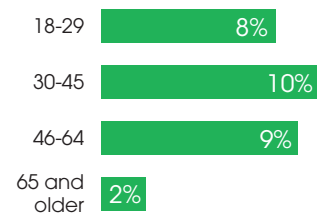
... by year



... by health status, 2017



... by age, 2017



reported that someone in their household went without care because of cost (20%). This compares with about 1 in 10 adults earning between 100% and 200% FPG (12%), and fewer than 1 in 10

adults earning more than 200% FPG (4%). (See graph on next page.) This is an improvement over 2013 and 2010 for all three income groups.

Continued on next page

UNINSURED, LESS HEALTHY ADULTS MORE LIKELY TO GO WITHOUT CARE

Uninsured adults (21%) were three times more likely than insured adults (7%) to have gone without care in the past year because of cost.

Going without care also varied by health status. Nearly 2 in 10 adults who reported fair or poor health had gone without care because of cost (16%). This is nearly double the percentage of adults in good health (9%) and four times the percentage of adults in excellent or very good health (4%) who reported this. (See graph on previous page.) This may reflect the consequences of being forced to neglect health needs in favor of other basic needs.

OLDER ADULTS LESS LIKELY TO GO WITHOUT CARE

Only 2% of adults ages 65 and older reported that they or a member of their household had gone without care. This is lower than adults ages 18 to 29 (8%), 30 to 45 (10%) and 46 to 64 (9%). (See graph on previous page.)

Greater Cincinnati and Northern Kentucky adults who reported that someone in their household went without a doctor's care during the last year because the household needed the money to buy food, clothing or to pay for housing, by income

